


# HERTFORDSHIRE CHESS ASSOCIATION NEWSLETTER

No.37 March 2000

Editor: J Fraser-Mitchell



## PRESIDENT'S MESSAGE

The year 2000 opened with the sudden and untimely death of Tom Wright on 15 January, just three weeks short of his sixtieth birthday. Tom had been a Herts. Vice-President for some fifteen years, and as secretary of Bishop's Stortford chess club, had been perhaps the single biggest influence in the development of the club. He was well known to many of us from his successful spell as captain of the county second team a few years ago. Tom's widow Rose has kindly indicated that she wishes to donate a trophy in Tom's memory, and it seems fitting that this should be awarded each season for the best individual performance by a county second team player. This will replace the trophy which disappeared a some time ago when the holder emigrated, taking the trophy with him!

*John Denton*

## CENTENARY NEWS

Organisers have now been appointed for the Centenary Events – see below.

| Date       | Proposed Event(s)  | Chief Organiser(s)  |
|------------|--|---|
| Sept 2000  | Herts vs Southern Counties (50 / 100 boards)   | John Denton (HCA), Anthony Burrows (HCA), Chris Majer (SCCU); county captains |
| Nov 2000   | "President's XI" representative match  | John Denton (HCA president), Chris Majer (SCCU)                               |
| Dec 2000   | Upgrade Hitchin Congress (normal activity) to British Championship Qualifier                               | Jeremy Fraser-Mitchell  |
| Jan 2001   | Juniors vs Veterans representative match   | Chris Cook (Juniors), Anthony Burrows (Veterans)                              |
| Mar 2001   | Match vs Herts twinned region (Burgundy and /or Rheinland-Pfalz)   | Anthony Burrows   |
| April 2001 | Host SCCU U18 jamboree   | David Thompson (venue), Bill D'Costa (HCA team)                               |
| April 2001 | Final of County Individual KO  | Graham Howard   |
| Aug 2001   | Hitchin qualifier plays in British Champs  | ---   |
| Sept 2001  | Host Counties Rapidplay  | Chris Majer   |
| Nov 2001   | Dinner, maybe coupled with GM simul  | Alan Brewis   |
| All year   | Correspondence Match   | Graham Williams   |
| All year   | County-wide Individual Knockout – preliminary rounds arranged by clubs to fit in with finals in April 2001 | Graham Howard   |
| All year   | Compile a 'best games' collection  | Jeremy Fraser-Mitchell  |

## COUNTY MATCHES – BCF STAGES

This year Herts have improved on last year, since the U150 team joins the 1<sup>st</sup> team and U125 in the final stages. On the 15<sup>th</sup> April, the U150 team are away to the 3<sup>rd</sup>-placed Midland County. On the 13<sup>th</sup> May, the 1<sup>st</sup> team and U125 are both home, the 1<sup>st</sup> team against the 2<sup>nd</sup>-placed Eastern county (Norfolk / Suffolk ?), and the U125 team against either Hampshire, Notts North, or the 2<sup>nd</sup>-placed Eastern County. (If the U150 team win their preliminary match, they'll be away against the 1<sup>st</sup>-placed Western county on 13<sup>th</sup> May)

Can we get all three teams to the finals in June ?

## HERTFORDSHIRE LEAGUE MATCHES

The table shows the latest positions (13<sup>th</sup> March 2000), with teams in bold font lying in the promotion zone, and the relegation zone shown in italics. Numbers in right-hand columns are match points and game points respectively.

|                    |                     |                   |       |
|--------------------|---------------------|-------------------|-------|
| Div 1              | Royston 1           | 16 MP             | 28 GP |
|                    | Hertford 1          | 14                | 28.5  |
|                    | Hemel Hempstead 1   | 11                | 23.5  |
|                    | Barnet 1            | 9                 | 23    |
|                    | Hoddesdon 1         | 8                 | 23    |
|                    | St Albans 1         | 6                 | 18.5  |
|                    | <i>Watford 1</i>    | 2                 | 12.5  |
|                    | Div 2               | <b>Hertford 2</b> | 17    |
| St Albans 2        |                     | 17                | 28.5  |
| Mid Herts 2        |                     | 11                | 25.5  |
| Letchworth 1       |                     | 10                | 27.5  |
| Hoddesdon 2        |                     | 9                 | 2.5   |
| Stevenage 1        |                     | 8                 | 20    |
| <i>St Albans 3</i> |                     | 2                 | 15.5  |
| Div 3              | <b>Hertford 3</b>   | 13                | 23.5  |
|                    | Watford 2           | 12                | 21.5  |
|                    | Stevenage 2         | 8                 | 19    |
|                    | Barnet 2            | 6                 | 18    |
|                    | Watford 3           | 6                 | 17    |
|                    | Hemel Hempstead 2   | 5                 | 16.5  |
|                    | <i>Letchworth 2</i> | 4                 | 12.5  |
| Div 4              | <b>Royston 2</b>    | 13                | 25    |
|                    | Mid Herts 2         | 10                | 25.5  |
|                    | St Albans 4         | 10                | 20    |
|                    | Borehamwood         | 8                 | 22.5  |
|                    | Old Elizabethans    | 7                 | 18.5  |
|                    | St Albans 5         | 6                 | 22    |
|                    | <i>Hoddesdon 3</i>  | 6                 | 15.5  |
| Div 5              | <b>Hertford 4</b>   | 15                | 30    |
|                    | Bishops Stortford   | 13                | 30.5  |
|                    | Stevenage 3         | 12                | 28.5  |
|                    | Watford 4           | 11                | 25.5  |
|                    | Letchworth 3        | 10                | 22.5  |
|                    | <i>St Albans 6</i>  | 9                 | 25.5  |
|                    | <i>Hoddesdon 4</i>  | 6                 | 20.5  |
| Div 6              | <b>Barnet 4</b>     | 12                | 24    |
|                    | <b>Barnet 3</b>     | 11                | 24.5  |
|                    | Royston 3           | 10                | 25.5  |
|                    | Hemel Hempstead 3   | 8                 | 18.5  |
|                    | Rothamstead         | 7                 | 19    |
|                    | <i>Stevenage 4</i>  | 6                 | 15.5  |
|                    | <i>Watford 5</i>    | 4                 | 18    |
| Div 7              | <b>Mid Herts 3</b>  | 16                | 30.5  |
|                    | <b>St Albans 7</b>  | 12                | 29    |
|                    | Letchworth 4        | 11                | 21    |
|                    | Letchworth 5        | 7                 | 22.5  |
|                    | Watford 6           | 7                 | 15    |
|                    | Hertford 5          | 6                 | 18.5  |
|                    | Royston 4           | 3                 | 13.5  |

## CLUB KNOCKOUTS

### Russell Trophy

| Preliminary round |         |   |           |
|-------------------|---------|---|-----------|
| A                 | Royston | - | Hoddesdon |

| First round |                             |         |            |
|-------------|-----------------------------|---------|------------|
| B           | Winner A <i>Royston</i>     | -       | Letchworth |
| C           | <i>Stevenage (withdrew)</i> | W/O     | Barnet     |
| D           | St Albans                   | 1 - 4*  | Watford    |
| E           | Hemel Hempstead             | 3½ - 2½ | Hertford   |

\* = unfinished game

| Semi Finals |          |   |                 |
|-------------|----------|---|-----------------|
| F           | Winner B | - | Barnet          |
| G           | Watford  | - | Hemel Hempstead |

| Final |          |   |          |
|-------|----------|---|----------|
|       | Winner F | - | Winner G |

### Sharp Trophy

| Preliminary round |                            |         |                 |
|-------------------|----------------------------|---------|-----------------|
| A                 | <i>Rothamsted (w/drew)</i> | W/O     | Hemel Hempstead |
| B                 | Borehamwood                | 2½ - 3½ | Watford         |

| First Round |                 |         |            |
|-------------|-----------------|---------|------------|
| C           | Hemel Hempstead | -       | Watford    |
| D           | Royston         | 3½ - 2½ | Allenburys |
| E           | Hertford        | 1 - 5   | Hoddesdon  |
| F           | Letchworth      | -       | Stevenage  |

| Semi Finals |                         |   |          |
|-------------|-------------------------|---|----------|
| G           | Winner C <i>Watford</i> | - | Royston  |
| H           | Hoddesdon               | - | Winner F |

| Final |          |   |          |
|-------|----------|---|----------|
|       | Winner G | - | Winner H |

### U125 Knockout

| Preliminary round |            |         |             |
|-------------------|------------|---------|-------------|
| A                 | Royston    | 2½ - 3½ | Watford     |
| B                 | Barnet     | 4½ - ½  | Borehamwood |
| C                 | Rothamsted | 0 - 5   | St Albans   |
| D                 | Hoddesdon  | 4 - 1   | Allenburys  |

| First Round |            |           |                 |
|-------------|------------|-----------|-----------------|
| E           | Watford    | 2½ - 2½   | Barnet*         |
| F           | St Albans  | 1.5 - 3.5 | Hoddesdon       |
| G           | Letchworth | 2 - 3     | Hertford        |
| H           | Stevenage  | 3 - 2     | Hemel Hempstead |

\* - win on tie-break

| Semi Finals |                        |   |           |
|-------------|------------------------|---|-----------|
| I           | Barnet <i>8th May!</i> | - | Hoddesdon |
| J           | Hertford               | - | Stevenage |


| Final |          |   |                          |
|-------|----------|---|--------------------------|
|       | Winner I | - | Winner J <i>Hertford</i> |

## Heffalump Traps

What do you do when you are palying a player who you know is stronger than you in all departments? According to Simon Webb in his book "Chess for tigers", this kind of player is a heffalump and you have to get into unusual territory where there may be surprises (heffalump traps!) and then try your luck ...

A.Simpson - S.Knott  
Herts League, 2000

**1.e4 e6 2.d4 d5 3.Nc3 Bb4 4.Nge2 dxe4 5.a3 Bxc3+ 6.Nxc3 Nc6 7.Bb5 Nge7 8.Nxe4 0-0** [8...Qd5 9.Qe2 Qxd4 Black goes pawn-hunting, with disasterous consequences 10.c3 Qd8 11.Bg5 0-0 12.Rd1 Qe8 13.Nf6+! gxf6 14.Bxf6 h6 15.Qh5 Kh7 16.Rd3 Ng6 17.Qxh6+! Kxh6 18.Rh3+ Nh4 19.Bd3 and mate follows] **9.c3 e5** an immediate challenge **10.Bxc6 Nxc6 11.d5 Ne7 12.c4 c6** a further challenge - why not go for it! **13.d6 Nf5 14.0-0 Be6 15.c5 Nd4** things are starting to look a bit shaky for White now, but in for a penny, in for a pound **16.b4?! f5 17.Ng5 Bd5** Black's pieces are starting to look rather good - a heffalump trap is needed! **18.Re1 Nb3 19.Rxe5?! Nxa1 20.Re7!**



"Inspired!" If Black does not sacrifice his queen for the rook, things can get ugly **20...Qxe7**


[20...Re8 21.Qh5 h6 22.Rxg7+! Kxg7 23.Bb2+ Qf6 24.Bxf6+ wins;

20...Bf7 21.Bb2 Nb3 22.Qh5! h6 23.Nxf7 Qc8 24.Nxh6+ mates]

**21.dxe7 Rfe8 22.Bf4 Nb3 23.Bd6 b5** if 23...a5 then 24.b5 is good for White; and by the way, Black now has less than 5 minutes left (always handy) **24.h4 a5 25.Kh2** gets off the back rank just in time **25...axb4 26.axb4 h6** forcing the knight to undertake a manoeuvre it wanted to do in any case **27.Nh3 Bf7 28.Nf4 Ra2** and offers a draw (no thank you) **29.Qf3 Nd4** looks very strong, but ... **30.Qd3 Nc2** ... the knight has to go back again **31.Qxf5** and the Black king is in m sights now **31...Nxb4 32.Ne6 Nd5 33.Nxg7! Nxe7**

[33...Kxg7 34.Be5+ Kg8 35.Qg4+]

**34.Qg4 Ra4 35.f4 Kf8**



and Black resigns in view of **36.Nf5 Rea8 37.Bxe7+ Ke8 38.Bf6** and **39.Nd6+** winning **1-0**

Undoubtedly my best result for the season (any win against Simon Knott is a major result!) but I have a confession to make – after **20...Re8 21.Qh5** Black had the remarkable resource **21...Rxe7! 22.Qxh7+ Kf8** and then if **23.Qh8+**, **Bg8** wins for Black. White can, however, get some pressure in a confusing position with **23.dxe7+ Qxe7 24.Qxf5+** and it is all very unclear ... but White's time advantage might have been decisive ...

Never mind, nice to know that no chess player is immune from oversights; and you have to try your luck against those heffalumps!

## Capel Cup

|             | PB  | JF  | GK  | SL  | CM  | tot |
|-------------|-----|-----|-----|-----|-----|-----|
| P.Byway     | ~~~ |     |     | ½   |     | ½   |
| J.Freeman   |     | ~~~ |     |     |     |     |
| G.Kenworthy |     |     | ~~~ | ½   |     | ½   |
| S.Law       | ½   |     | ½   | ~~~ | 1   | 2   |
| C.Majer     |     |     |     | 0   | ~~~ |     |

## Burn Cup

|           | PB  | SC  | IH  | CL  | IM  | Tot |
|-----------|-----|-----|-----|-----|-----|-----|
| P.Bunce   | ~~~ | 0   | 0   | 1   | 0   | 1   |
| S.Collins | 1   | ~~~ | ½   | 1   | 4   | 1½  |
| I.Hall    | 1   | ½   | ~~~ | 1   |     | 2½  |
| C.Lean    | 0   | 0   | 0   | ~~~ |     | 0   |
| I.Mutton  | 1   |     |     |     | ~~~ |     |

## SCCU COUNTY 1<sup>st</sup> TEAM MATCHES

|    | <b>Kent</b>       | <b>15.1.00</b> | <b>Herts</b>           |
|----|-------------------|----------------|------------------------|
| 1  | IR Watson 212 (W) | 0 1            | SJB Knott 215          |
| 2  | PJ Morris 211     | 1 0            | S Swanson 207          |
| 3  | AE Hanreck 201    | ½ ½            | G Kenworthy 198        |
| 4  | J Naylor 201      | ½ ½            | PV Byway 194           |
| 5  | DA Farndon 200    | 0 1            | C Harris 183           |
| 6  | SW Giddins 188    | ½ ½            | LAR D'Costa 193        |
| 7  | JN Sugden 199     | ½ ½            | JF Rudge 188           |
| 8  | AL Mack 197       | ½ ½            | JN Fraser-Mitchell 178 |
| 9  | NP Donovan 195    | ½ ½            | TJ Turner 177          |
| 10 | RMR O'Kelly 190   | ½ ½            | HL Tebbs 176           |
| 11 | PP Taylor 185     | 0 1            | D Ross Brennan 176     |
| 12 | JD Wager 182      | ½ ½            | SJ Tovey 175           |
| 13 | LR Gurr 181       | ½ ½            | M Boyce 173            |
| 14 | CB Rice 176       | 1 0            | CE Majer 172           |
| 15 | AM Harakis 175    | ½ ½            | KR Clark 171           |
| 16 | DJ Horton 177     | ½ ½            | PJ Gregory 166         |
|    | <b>Herts Won</b>  | <b>7½ 8½</b>   |                        |

|    | <b>Middx</b>           | <b>19.2.00</b> | <b>Herts</b>          |
|----|------------------------|----------------|-----------------------|
| 1  | Mark Lyell 211 (W)     | 0 1            | Simon JB Knott 215    |
| 2  | Robert S Eames 206     | 1 0            | def                   |
| 3  | Abimbola Adelaja 206   | 1 0            | Lorin AR D'Costa 193j |
| 4  | Robert G Wade 203      | ½ ½            | Geoff A Hollis 184    |
| 5  | Adrian Jackson 197     | 0 1            | Terry J Turner 177    |
| 6  | Andrew M Stone 194     | 1 0            | Howard L Tebbs 176    |
| 7  | Simon SY Spivack 192   | ½ ½            | D Ross Brennan 176    |
| 8  | Shanker Menon 186      | 1 0            | Kevin R Clark 171     |
| 9  | James AB Stevenson 184 | ½ ½            | Philip J Borman 170   |
| 10 | Nicholas R Moloney 184 | 0 1            | Philip J Gregory 166  |
| 11 | Dominic Mackle 179     | 1 0            | John R Denton 164     |
| 12 | Oliver Williams 179    | 0 1            | Barry Morris 165      |
| 13 | Alan Scrimgour 175     | ½ ½            | David E Bower 153     |
| 14 | Anthony R Fulton 154   | 0 1            | Brian Judkins 149     |
| 15 | Paul McKeown 153       | 0 1            | Caius AW Turner 136j  |
| 16 | Jonathan Kay 157       | 1 0            | Dominic Allen 134j    |
|    | <b>Herts Drew</b>      | <b>8 8</b>     |                       |

|    | <b>Herts</b>           | <b>29.1.00</b> | <b>Surrey</b>          |
|----|------------------------|----------------|------------------------|
| 1  | Simon JB Knott 215 (B) | 1 0            | Stephen H Berry 231    |
| 2  | Steve Swanson 207      | 0 1            | Peter J Sowray 219     |
| 3  | Gary Kenworthy 198     | 1 0            | Daniel B Rosen 194     |
| 4  | Costas Harris 183j     | ½ ½            | Kevin D Richardson 189 |
| 5  | Simon J Roe 194        | ½ ½            | Peter D Kemp 184       |
| 6  | Lorin AR D'Costa 193j  | ½ ½            | David F Hill 178       |
| 7  | Jerry F Rudge 188      | 1 0            | David R Sedgwick 171   |
| 8  | Philip G Maguire 186   | ½ ½            | Kevin J Hurst 163      |
| 9  | JN Fraser-Mitchell 178 | 1 0            | Ken FH Inwood 161      |
| 10 | Terry J Turner 177     | ½ ½            | Chris RA Clegg 159     |
| 11 | D Ross Brennan 176     | 0 1            | Paul D Dupré 158       |
| 12 | Steve J Tovey 175      | 1 0            | def                    |
| 13 | Kevin R Clark 171      | 1 0            | Angus S James 154      |
| 14 | Philip J Gregory 166   | 1 0            | Justin I Adcock 137    |
| 15 | John R Denton 164      | ½ ½            | DP Waldock 136         |
| 16 | Barry Morris 165       | 1 0            | def                    |
|    | <b>Herts Won</b>       | <b>11 5</b>    |                        |

|    | <b>Herts</b>              | <b>26.2.00</b> | <b>Essex</b>           |
|----|---------------------------|----------------|------------------------|
| 1  | SJB Knott 215 (W)         | ½ ½            | Jonathan W Rogers 219  |
| 2  | Costas Harris 183j        | 0 1            | Andrew P Lewis 207     |
| 3  | Paul V Byway 194          | ½ ½            | David V Sands 197      |
| 4  | Simon J Roe 194           | ½ ½            | Russell P White 199    |
| 5  | Jerry F Rudge 188         | 0 1            | John H Hodgson 197     |
| 6  | Phillip G Maguire 186     | 0 1            | Jon P Manley 190       |
| 7  | Geoff A Hollis 184        | 0 1            | Jeff A Goldberg 182    |
| 8  | Terry J Turner 177        | 0 1            | Larry E Marden 179     |
| 9  | JN Fraser-Mitchell 178    | 0 1            | P Fallon               |
| 10 | Howard L Tebbs 176        | ½ ½            | Ivor BN Smith 173      |
| 11 | D Ross Brennan 176        | 1 0            | William L Saunders 171 |
| 12 | Stephen J Tovey 175       | ½ ½            | Paul L Williamson 167  |
| 13 | Kevin R Clark 171         | 0 1            | Chris Fegan 154        |
| 14 | MA Boyce 173              | 0 1            | Robert Parker 167      |
| 15 | Phillip (1) J Gregory 166 | ½ ½            | David J Millward 160   |
| 16 | John R Denton 164         | 1 0            | Sid M Kalinsky 160     |
|    | <b>Herts Lost</b>         | <b>5 11</b>    |                        |


|    | <b>Sussex</b>      | <b>12.2.00</b> | <b>Herts</b>           |
|----|--------------------|----------------|------------------------|
| 1  | FJ Kwiatkowski 201 | ½ ½            | SJB Knott 215          |
| 2  | DB Graham 201      | ½ ½            | S Swanson 207          |
| 3  | GH James 195       | 0 1            | C Harris 183           |
| 4  | B Cafferty 187     | 1 0            | SJ Roe 194             |
| 5  | AG Cooper 191      | ½ ½            | JF Rudge 188           |
| 6  | M Broom 190        | 1 0            | PG Maguire 186         |
| 7  | JA Dodgson 184     | 0 1            | JN Fraser-Mitchell 178 |
| 8  | JIP Simpole        | ½ ½            | HL Tebbs 176           |
| 9  | PG Farr 180        | ½ ½            | DR Brennan 176         |
| 10 | MR Stott 180       | 1 0            | SJ Tovey 175           |
| 11 | RJ Almond 181      | ½ ½            | M Boyce 173            |
| 12 | SJ Newman 179      | ½ ½            | KR Clark 171           |
| 13 | MO Costley 177     | ½ ½            | JR Denton 164          |
| 14 | PA Batchelor 172   | 0 1            | PJ Gregory 166         |
| 15 | IG Kelly 169       | ½ ½            | B Morris 165           |
| 16 | MJ Reddie 154      | ½ ½            | S Weston 154           |
|    | <b>Herts Drew</b>  | <b>8 8</b>     |                        |

|    | <b>Bucks</b>          | <b>26.2.00</b> | <b>Herts</b>           |
|----|-----------------------|----------------|------------------------|
| 1  | James E Cobb 216 (W)  | ½ ½            | Simon JB Knott 215     |
| 2  | Andrew P Smith 201    | ½ ½            | Steve Swanson 207      |
| 3  | Alex Tucker 191       | 0 1            | Gary Kenworthy 198     |
| 4  | Jonathan Beedle 193   | ½ ½            | Costas Harris 183      |
| 5  | Robert Richmond 193   | 1 0            | Paul V Byway 194       |
| 6  | John Sharp 188        | ½ ½            | Lorin AR D'Costa 193   |
| 7  | Mike Lambshire 186    | ½ ½            | Jerry F Rudge 188      |
| 8  | Gerald Moore 185      | 1 0            | Geoff Hollis 184       |
| 9  | Ray Edwards 183       | ½ ½            | JN Fraser-Mitchell 178 |
| 10 | Hans Hansen 182       | 0 1            | D Ross Brennan 176     |
| 11 | Richard O'Brien 161   | ½ ½            | Howard L Tebbs 176     |
| 12 | Roger de Coverly 170  | ½ ½            | Mike A Boyce 173       |
| 13 | Phil Bonafont 168     | 1 0            | Kevin R Clark 171      |
| 14 | Steve Law 172         | 1 0            | Philip J Borman 170    |
| 15 | Malcolm Armstrong 167 | 1 0            | Philip J Gregory 170   |
| 16 | Majid Mashayekh 171   | 0 1            | John R Denton 164      |
|    | <b>Herts Lost</b>     | <b>9 7</b>     |                        |

The Herts 1<sup>st</sup> team finished 5<sup>th</sup> out of 10, and take the second Minor County qualifying place for the National stages.

P. Taylor - DR. Brennan  
Herts v Kent, 15.01.2000


1.c4 c5 2.g3 g6 3.Bg2 Bg7 4.Nc3 Nc6 5.Nf3 e5 6.d3 Nge7  
7.a3 0-0 8.0-0 d6 9.Rb1 a5 10.Ne1 Be6 11.Nd5 Rb8  
12.Nc2 b5 13.Nxe7+ This feels inconsistent. Obviously d5  
is a crux square in this line, and White relinquishes control  
of it. Nce3 looks normal 13...Nxe7 14.cxb5 Bb3 15.Bg5 f6  
16.Bd2 Rxb5 17.Qc1 d5 18.Ne3 a4 19.f4 White's position  
was passive but difficult to crack. This thrust seems  
unjustified, and allows Black's King's Bishop into the  
game 19...exf4 20.gxf4 Rxf4 looks preferable. The f4 pawn  
is a weakness in itself, and doesn't do a lot for the d2  
Bishop! 20...f5 21.Nd1 d4 22.Rf3 I confess I couldn't  
discern the purpose for this odd rook move, and still can't.  
It goes back home in a couple of moves 22...Nd5 23.Kh1  
Qb6




Simply Re8 with nasty pressure on the e-pawn is possible.  
But the idea of coming down the c-file appealed. Also  
Black might be threatening 24...Bxd1 and 25...Nc3 now  
24.Rf1 Rc8 Now, even though the rook on c8 is  
undefended, so that the c-pawn is pinned, Black threatens  
c5 - c4 (- c3) which looks nasty 25.e4 Although it's easy to  
criticise this loosening move, it is very difficult to find a  
defence to Black's play on the c-file 25...dxe3 26.Bxe3  
[26.Nxe3 Nxe3 27.Bxe3 Ba2 28.Ra1 Bxb2]  
26...Nxe3 27.Nxe3 Qd6 28.Rf3 Qxd3 29.Nd1 this makes  
it easy, but the alternative was also unappetising  
[29.Bf1 Qe4 30.Kg2 c4]  
29...Qxd1+ 30.Qxd1 Bxd1 31.Rxd1 Rxb2 32.Rd7 c4  
33.Rf1 c3 34.Bb7 Rxb7 34...c2 is preferred by Chess  
Genius 6, but Rxb7 is the efficient move if you have an  
organic brain 35.Rxb7 c2 36.Rc1 Bd4 0-1

D.Rosen - G.Kenworthy  
Herts v Surrey, 29.01.2000

1.e4 c5 2.f4 Nc6 3.Nf3 g6 4.Nc3 Bg7 5.Bb5 Nd4 6.Nxd4  
cxd4 7.Ne2 a6 8.Bd3 d6 9.0-0 Qc7 10.b3 Nf6 11.Bb2 e5  
12.c3 dxc3 13.Bxc3 Bd7 14.Rc1 Bc6 15.Kh1 0-0 16.Ng3  
Rfe8 17.Bb1 Rad8?! mistakenly seeing a combination  
after ...d5 18.d4 exd4? the wrong plan - should have  
played ...d5 after all 19.Bxd4 Qa5  
[now 19...d5 20.e5 Ne4 21.Nxe4 dxe4 22.Qd2 and Black is  
unable to exploit the pin before White has time to untangle  
with Rd1, Qe3 etc]  
20.Bc3 Qb6 expecting Bd4 & repetition, but... 21.Qd2!  
still preventing ...d5 21...Rd7  
[21...d5 22.Ba5 dxe4 actually ...Nxe4 better, but the text  
illustrates the flaw with 21...d5 23.Qxd8!±]  
22.Qb2 Qd8 23.f5 Rf8 forced, to defend f6 24.Rce1 h5  
25.e5?



a losing blunder. Instead, Ne2-d4 is a good plan 25...dxe5  
26.fxc6  
[26.Bxe5 Rd2]  
26...fxg6 27.Bxg6 h4 28.Nf5  
[28.Ne4? Nxe4 29.Rxf8+ Qxf8 30.Bxe4 Bxe4 31.Rxe4??  
Qf1#]  
28...h3 29.Rf2  
[29.Ne3 Nd5]  
29...Ng4 30.Rfe2 Qg5 31.Nxg7 Rxc7 0-1



## SCCU COUNTY U150 TEAM MATCHES

| Sussex     |                    | 15.1.00     | Herts          |  |
|------------|--------------------|-------------|----------------|--|
| 1          | DWL Howell 137 (W) | 1 0         | B Judkins 149  |  |
| 2          | WH Partridge 148   | 1 0         | AP Primett 141 |  |
| 3          | AH Palmer 142      | 0 1         | B Toper 141    |  |
| 4          | PA Greaves 143     | 0 1         | P Myers 141    |  |
| 5          | PR Selby 144       | ½ ½         | K Castle 139   |  |
| 6          | K Davies 143       | 0 1         | L Roche 138    |  |
| 7          | JLA Stone 140      | 1 0         | I Mutton 138   |  |
| 8          | DL Roberts 139     | 1 0         | MM Wali 136    |  |
| 9          | BJ Izzard 140      | ½ ½         | J Marshall 136 |  |
| 10         | PN Kington 137     | ½ ½         | A Gore 130     |  |
| 11         | L Rhodes 139       | 1 0         | L Noble 128    |  |
| 12         | DG Cork 134        | 1 0         | B Concagh 127  |  |
| 13         | TJ Woods 129       | ½ ½         | D Price 125    |  |
| 14         | JL Bryant 126      | 1 0         | D Fornes 124   |  |
| 15         | RK Hunt 125        | 1 0         | P Laskier 123  |  |
| 16         | CM Linford 85      | 1 0         | def            |  |
| Herts Lost |                    | <b>11 5</b> |                |  |

| Herts      |                       | 5.2.00      | Cams           |  |
|------------|-----------------------|-------------|----------------|--|
| 1          | Brian Judkins 149 (B) | ½ ½         | P Barkas 148   |  |
| 2          | Phil Primett 141      | 0 1         | T Pauldon 147  |  |
| 3          | Phil Myers 141        | 1 0         | P Turner 142   |  |
| 4          | Bruce Toper 141       | 1 0         | L Barham 142   |  |
| 5          | Ken Castle 139        | ½ ½         | P Ribbands 138 |  |
| 6          | Ian Mutton 138        | 0 1         | P Turp e137    |  |
| 7          | Liam Roche 137        | 0 1         | S Pride 136    |  |
| 8          | John Marshall 136     | 0 1         | C Kreuzer 133  |  |
| 9          | Mohammed Wali 136     | 0 1         | A Gregory 126  |  |
| 10         | Mark Hubbuck 133      | 0 1         | T Hazel 128    |  |
| 11         | Lawson Noble 128      | 0 1         | C Norton 127   |  |
| 12         | Brian Concagh 127     | 1 0         | P Thomas e123  |  |
| 13         | Mike Flatt 127        | 1 0         | R Ferrer 117   |  |
| 14         | Dane Young 126        | 0 1         | W Cruse 113    |  |
| 15         | Paul Laskier 123      | 0 1         | B Williams 112 |  |
| 16         | Neville Jones 103     | 1 0         | S Hart 119     |  |
| Herts Lost |                       | <b>6 10</b> |                |  |

| Herts     |                       | 11.3.00      | Kent                  |  |
|-----------|-----------------------|--------------|-----------------------|--|
| 1         | Brian Judkins 149 (B) | 1 0          | Alan Sands 147        |  |
| 2         | Phil Primett 141      | ½ ½          | Bob Lane 146          |  |
| 3         | Phil Myers 141        | 1 0          | Mike Wiltshire 146    |  |
| 4         | Ken Castle 139        | ½ ½          | John Gardner 144      |  |
| 5         | Liam Roche 137        | 1 0          | Andy Heard 144        |  |
| 6         | Ian Mutton 138        | 1 0          | Roy Harper 140        |  |
| 7         | Mohammed Wali 136     | 0 1          | Vic Southern 139      |  |
| 8         | John Marshall 136     | 1 0          | Peter Childs 139      |  |
| 9         | Brian Concagh 127     | 0 1          | Edward Bromilow 139   |  |
| 10        | Mike Flatt 127        | 0 1          | Derek Davis 136       |  |
| 11        | Lawson Noble 128      | 0 1          | Paul Challis 131      |  |
| 12        | Peter Bunce 126       | ½ ½          | Geoff Steele 128      |  |
| 13        | Derek Price 125       | 0 1          | Richard Cheeseman 128 |  |
| 14        | Paul Laskier 123      | ½ ½          | Chris Summerfield 124 |  |
| 15        | Neville Jones 117     | ½ ½          | Konrad Sanders 118    |  |
| 16        |                       | 1 0          | def                   |  |
| Herts Won |                       | <b>8½ 7½</b> |                       |  |

## SCCU COUNTY U125 TEAM MATCH

| Herts     |                     | 11.12.99     | Essex              |  |
|-----------|---------------------|--------------|--------------------|--|
| 1         | Michael Connock 123 | 0 1          | M Bradford 121 (W) |  |
| 2         | Mark Thomas 122     | 1 0          | K Groce 120        |  |
| 3         | Michael Price 121   | 1 0          | R Joyce 122        |  |
| 4         | P Laskier 123       | 0 1          | S Savill 119       |  |
| 5         | Thomas Wright 120   | ½ ½          | R Iannetta 118     |  |
| 6         | C Byrne 120         | 0 1          | J Sneesby 118      |  |
| 7         | R Edmonds 119       | 1 0          | P Flint 118        |  |
| 8         | G Howard 116        | ½ ½          | B Alexandrou 117   |  |
| 9         | P Andrews e120      | 0 1          | T Cole 113         |  |
| 10        | T Douse 119         | 0 1          | T Allen 113        |  |
| 11        | J Lanaway 118       | 1 0          | M Cain 111         |  |
| 12        | N Jones 117         | 1 0          | J Luck 104         |  |
| 13        | R Chapman 117       | ½ ½          | G Bengert 102      |  |
| 14        | Matthew Dignam 99   | 0 1          | T Garrett e100     |  |
| 15        | J Leake 109         | 1 0          | A Hung 89          |  |
| 16        | R Harrison 104      | 1 0          | A Alexandrou 67    |  |
| Herts Won |                     | <b>8½ 7½</b> |                    |  |

| Herts      |                       | 12.2.00    | Cams            |  |
|------------|-----------------------|------------|-----------------|--|
| 1          | Darryl Fornes 124 (B) | 0 1        | B Williams 112  |  |
| 2          | Mark Thomas 122       | 1 0        | J Greiller 121  |  |
| 3          | M Connock 123         | ½ ½        | DM Mankelov 121 |  |
| 4          | M Price 121           | 0 1        | W Cruse 113     |  |
| 5          | Martin Jones 124      | 0 1        | D Carew 119     |  |
| 6          | T Sims 123            | 1 0        | P Miller e118   |  |
| 7          | R Edmonds 119         | 1 0        | P Thomas e123   |  |
| 8          | P Laskier 123         | 0 1        | A Wilson e122   |  |
| 9          | C Byrne 120           | 0 1        | A Mycroft 105   |  |
| 10         | G Howard 116          | ½ ½        | M Craig 115     |  |
| 11         | T Douse 119           | 1 0        | Y Choi 120      |  |
| 12         | N Jones 117           | 1 0        | S Hart 119      |  |
| 13         | J Lanaway 118         | 0 1        | R Mycroft 114   |  |
| 14         | J Leake 109           | 0 1        | I Stone 112     |  |
| 15         | R Harrison 104        | 0 1        | Z Harper 120    |  |
| 16         | Matthew Dignam 99     | 1 0        | R Stigwood 114  |  |
| Herts Lost |                       | <b>7 9</b> |                 |  |

| Herts      |                       | 4.3.00       | Surrey           |  |
|------------|-----------------------|--------------|------------------|--|
| 1          | D Fornes 124 (W)      | 0 1          | L Euboumwa 123   |  |
| 2          | M Connock 123         | 0 1          | F Manning 123    |  |
| 3          | R Kearns 122          | 1 0          | H Wylie 120      |  |
| 4          | M Price 121           | ½ ½          | M Gunn 117       |  |
| 5          | D Green 121           | 0 1          | J Pol 112        |  |
| 6          | Alex Milovanovic e120 | 1 0          | D Hodgson 112    |  |
| 7          | R Edmonds 119         | 1 0          | A Partington 112 |  |
| 8          | P Laskier 123         | 0 1          | K Bracewell 109  |  |
| 9          | T Douse 119           | 1 0          | R Hamilton 109   |  |
| 10         | C Byrne 120           | ½ ½          | M Bolan 108      |  |
| 11         | N Jones 117           | 0 1          | J Darling 107    |  |
| 12         | G Howard 116          | ½ ½          | H Curtis 107     |  |
| 13         | P Andrews e120        | 1 0          | J Constable 100  |  |
| 14         | J Lanaway 118         | 0 1          | M Taylor 97      |  |
| 15         | J Leake 109           | 1 0          | C Chapman 81     |  |
| 16         | R Harrison 104        | 1 0          | M Lewin 59       |  |
| Herts Lost |                       | <b>8½ 7½</b> |                  |  |

Herts finished 3<sup>rd</sup> out of 6 (coming ahead of three other teams in a four-way tie break!!). Cambridge finished 2<sup>nd</sup>, but qualified for the BCF stages by finishing 1<sup>st</sup> in the East Anglian Counties League, therefore Herts take the second qualifying place !

With one match still to play against Kent, Herts are guaranteed at least 2<sup>nd</sup> place, and thus qualify for the BCF stages !